

# Chapter 1

## Introduction

### 1-1 Product Specifications

#### ❑ Processor

- Supports AMD Socket A Duron and Athlon processors
- Supports 133MHz (266MHz Internal System Bus)

#### ❑ Chipset

- VIA KT266A + VT8233 dual chip AGPset

#### ❑ DRAM Memory

- Two 184-pin DDR DIMM sockets support up to 2GB
- Supports PC1600/PC2100 DDR SDRAM
- Two 3.3V 168-pin DIMM sockets support up to 2GB
- Supports PC-100, PC-133 SDRAM

#### ❑ Expansion Slots

- One CNR slot (v1.0 compliant) for low cost modem solution.
- One Universal-AGP slot for both 2X/4XAGP at 3.3v or 1.5v (v2.0 compliant)
- Five 32-bit PCI slots (Rev 2.2 compliant)
- One ACR slot

#### ❑ 2Mb Boot-Block Flash ROM

- Award BIOS, supports PnP, APM, DMI, ACPI & Multi-device booting features i.e. floppy, LS120, CD-ROM, HDD(IDE, SCSI), ZIP-ATAPI etc.
- Includes Trend ChipAway Virus protection for virus-free boot and virus free operating system

#### ❑ Embedded Ultra DMA-100 PCI IDE controller

- Supports two IDE ports up to 4 ATAPI devices
- Supports up to PIO Mode 4 up to 16.6MBps, Multi Mode 4 up to 66MBps and Multi Word Mode 5 up to 100MBps with bus mastering
- Bus Mastering software drivers for common multi-task operating systems

#### ❑ Onboard Ultra I/O

- ITE 8705 chip with keyboard controller
- Three UARTs support two serial ports and IR function for HPSIR and ASKIR
- One parallel supports SPP/ECP/EPP
- One floppy disk drive connector supports up to 2.88MB

#### ❑ Embedded USB Controller

- UHCI compliant USB host controller with Root Hub
- Four USB ports (UHCI v1.0 compliant)
- Optional USB riser with additional 2 USB ports

❑ **Double Stack Back-Panel I/O Connectors**

- PS/2 Mini-DIN keyboard and mouse port
- Two USB ports
- Two 9-pin D-SUB male Serial port
- One 25-pin D-SUB female Printer port
- Audio Line-in/out and Mic-in jacks
- One 15-pin D-SUB female Game/MIDI port

❑ **Onboard PCI Audio Subsystem (optional)**

- CMedia 8738 audio chip w/ legacy audio SB16/Pro compatible
- Full-duplex operation for simultaneous recording and playback
- 6 channel speaker audio support

❑ **Embedded Audio Subsystem (optional)**

- AC"97 V2.1 compliant CODEC with integrated SRC

❑ **Embedded System Monitor Hardware**

- 8 external voltage inputs
- 1 temperature sensor with thermistor for CPU
- 2 Fan speed (CPU and System) monitoring


## 1-2 Package Contents

This product comes with the following components:

- ❑ One mainboard
- ❑ One 40-pin (80-wire) UDMA-100 IDE connector ribbon cable (Figure 1-1)  
\* **Color coded connection:** Blue to mainboard, Gray to Master and Black to slave
- ❑ One 34-pin floppy disk drive ribbon cable (Figure 1-2)
- ❑ Optional 6 Channel Audio Adapter card with cable
- ❑ One User's Manual
- ❑ One CD-ROM that includes
  - Acrobat Reader
  - Award Flash Utility
  - Award DMI Utility for DOS
  - VIA audio driver and utility for DOS/Win9x/NT
  - VIA LAN driver for DOS/Win9x/Win2000/NT
  - VIA Service Pack for Win9x/WinNT including Bus Master IDE drivers, AGP VxD and etc.
  - Optional **Value Pack 2001** software pack including Norton AntiVirus, AutoSave, ADOBE ActiveShare, Acrobat Reader, Imagemore, X-stop, Appio and Ewalla.
- 🗑️ See the Readme.txt file in the CD-ROM's root directory for installation instructions of all driver and software utilities.

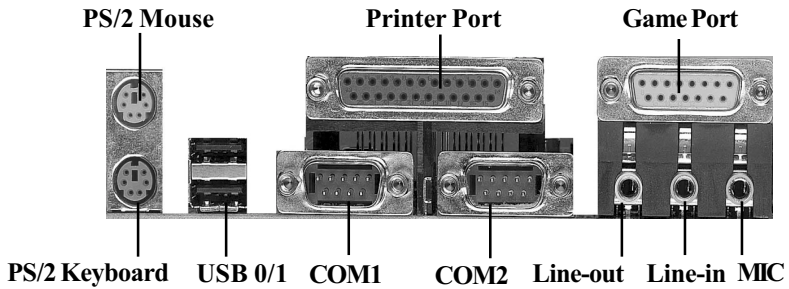
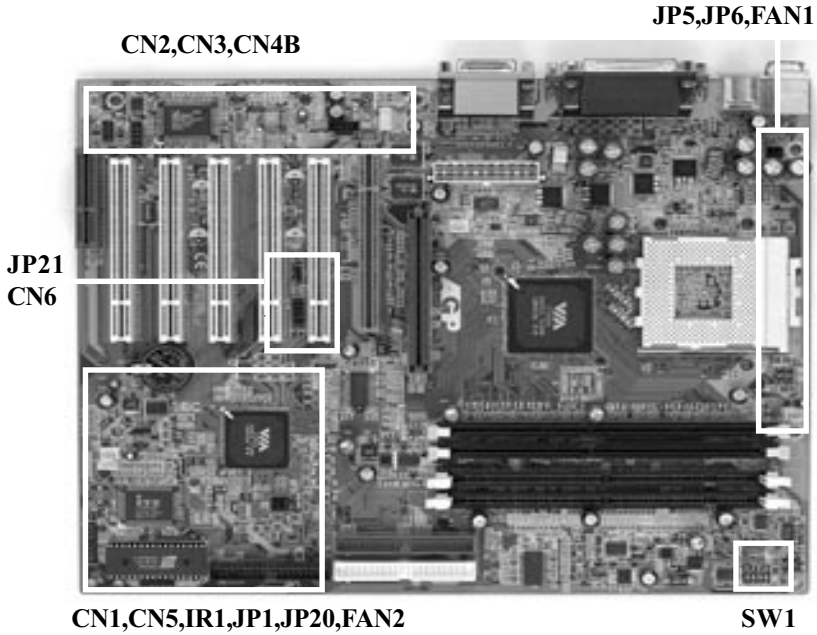


**Figure 1-1** UDMA-100 IDE cable



**Figure 1-2** Standard Floppy cable

## 1-3 Mainboard Layout



**1-4 Connector and Jumper Reference Chart**

<b>Jumper &amp; Connector No.</b>	<b>Function</b>	<b>Page</b>
JP1	Clear CMOS Data	8
JP5	PS/2 Keyboard Power-on Function	8
JP6/JP21	USB 0/1 & 2/3 Device Power On Function	8
JP20	CPU Bus Frequency	8
CN1	Over Ride Power Button Connector	7
	Power Indicator LED Connector	7
	System Reset Switch Connector	7
	Speaker Connector	7
	Green Switch Connector	7
	IDE Activity LED Connector	7
CN2	CD-ROM Audio-in	8
CN3	Auxiliary Audio-in	8
CN4B	Bass/Center and Rear L/R Speaker	9
CN5	WOL (Wake-on-LAN) Connector	9
USB1/CN6	USB 0/1 Ports and USB 2/3 Connector	9
IR1	IR connector	9
SW1	Frequency Ratio Setting	9
PT1	PS/2 Mouse and Keyboard Ports	10
FAN1/FAN2	CPU/System Cooling Fan Connectors	10
PW1	ATX Power supply Connector	6