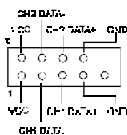


JP1: CMOS clear data jumper
 1~2 short: Normal (default)
 2~3 short: Clear CMOS data

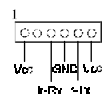
J6: PS/2 mouse connector



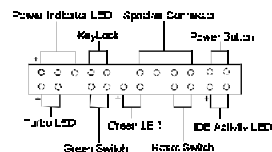
J7: Two channel USB port



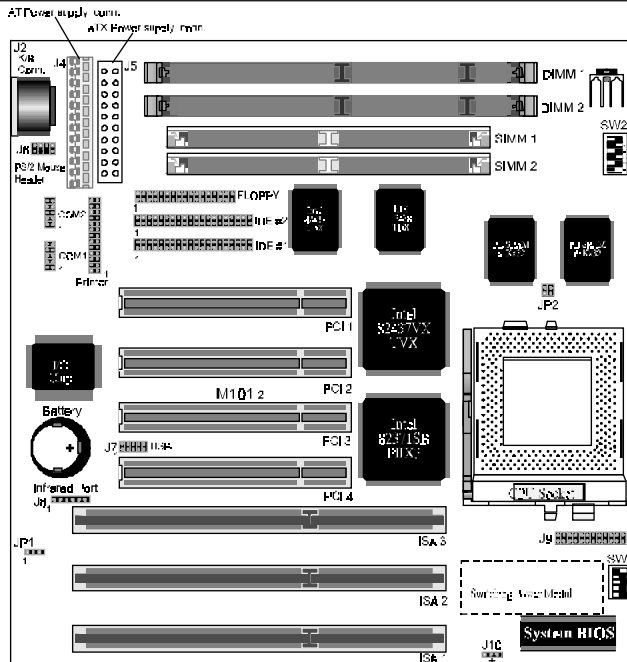
J8: Infrared connector



J9: Front Panel connector set



J10: CPU cooling fan connector



Voltage Configuration:

There are two major processor types in general use. Most Single-voltage processors such as Pentium, AMD-K5, and Cyrix 6x86 processors use a single voltage value 3.5v for both core and I/O voltage settings. Most Dual-voltage processors such as Pentium processors with MMX technology, and Cyrix 6x86L processors use a dual voltage value of 2.8v for core and 3.3v for I/O voltage settings.

For most of these two types of processors, you can set JP2 and SW1 as follows:

CPU Type	Core Vcc	I/O Vcc	JP2	SW1
Single-voltage processors (Pentium, 6x86, K5)	3.5			
Dual-voltage processors (MMX Pentium, 6x86L)	2.8	3.3		

But, some processors such as AMD-K6 may need special voltage support. Please refer to the following table :

CPU Type	Core Vcc	I/O Vcc	JP2	SW1
Single-voltage processors (Pentium, 6x86)	3.3			
Dual-voltage processors (K6)	2.9	3.3		
	3.1			
	3.2			

CPU-type		CPU Power Voltage			CPU Speed						
		I/O Vcc	Core Vcc	JP2	SW1	MHz	Freq. ratio	SW2			
Intel	P54C-75	3.5	3.5			50	x1.5				
	P54C-90					60	x1.5				
	P54C-120						x2				
	P54C-150					x2.5					
	P54C-100					66	x1.5				
	P54C-133						x2				
	P54C-166						x2.5				
	P54C-200						x3				
	Pentium w/MMX @166MHz					3.3	2.8			x2.5	
	Pentium w/MMX @200MHz									x3	
Pentium w/MMX @233MHz											
Cyrix /IBM	6x86-PR120 @100MHz	3.5	3.5			50	x2				
	6x86-PR133 @110MHz					55					
	6x86-PR150 @120MHz					60					
	6x86-PR166 @133MHz					66					
	6x86L-PR166 @133MHz										
AMD	K5-PR75	3.5	3.5			50	x1.5				
	K5-PR90					60					
	K5-PR100					66					
	K5-PR120 @90MHz					60	66				
	K5-PR133 @100MHz					66					
	K5-PR150 @105MHz					60					
	K5-PR166 @116.7MHz					66					
	K6/PR2-200						3.3	2.9			66