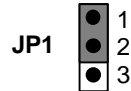


## Appendix 1: Quick Jumper Setting Reference

### JP1: Clear CMOS memory jumper

Use this 3-pin jumper to clear all the current data stored in the CMOS memory.

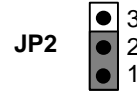
Function	Jumper Cap
Normal operation	Short pins 1-2
Clear CMOS	Short pins 2-3



### JP2: Keyboard power on jumper

Use this 3-pin jumper to enable keyboard power on with hot keys or password.

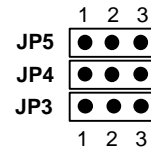
Function	Jumper Cap
Enable keyboard power on	Short pins 1-2
Disable keyboard power on	Short pins 2-3



### JP3, JP4, JP5: System bus multiplier for CPU clock

Use these three 3-pin jumpers to set as multiplier for the system bus frequency. The product of the multiplier x system bus frequency determines the clock speed for the processor.

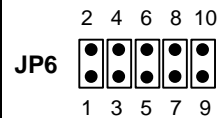
System Bus Multiplier	Short Pin Settings		
	JP3	JP4	JP5
2.5	1-2	2-3	2-3
3	1-2	2-3	1-2
2	1-2	1-2	2-3
1.5/3.5	1-2	1-2	1-2
4.5	2-3	2-3	2-3
5	2-3	2-3	1-2
4	2-3	1-2	2-3
5.5	2-3	1-2	1-2



### JP6: Processor core voltage setting jumper

Use this jumper to set the core voltage for the CPU that you install on the board.

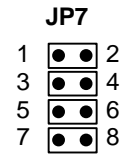
Voltage	Pin Settings				
	Pins 1-2	Pins 3-4	Pins 5-6	Pins 7-8	Pins 9-10
3.5V	Short	Short	Short	Short	N/A
3.3V	Short	Open	Short	Short	N/A
3.2V	Open	Open	Short	Short	N/A
2.9V	Short	Open	Open	Short	N/A
2.8V	Open	Open	Open	Short	N/A
2.5V	Short	Open	Short	Open	N/A
2.2V	Open	Short	Open	Open	N/A
2.1V	Short	Open	Open	Open	N/A



**JP7: Frequency setting for system bus, memory bus and PCI bus**

Use this jumper to set the frequencies for the system, memory and PCI buses.

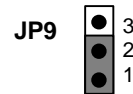
Bus Frequencies			JP7 Pin Settings			
System	Memory	PCI	Pins 1-2	Pins 3-4	Pins 5-6	Pins 7-8
133.3	133.3	33.3	Open	Open	Open	Open
124	124	31	Open	Open	Open	Short
112	112	37.3	Open	Open	Short	Open
100	100	33.3	Open	Open	Short	Short
95	95	31.7	Open	Short	Open	Open
83.3	83.3	33.3	Open	Short	Open	Short
75	75	30	Open	Short	Short	Open
66.7	66.7	33.3	Open	Short	Short	Short
133.3	88.9	33.3	Short	Open	Open	Open
124	82.7	31	Short	Open	Open	Short
112	74.7	37.3	Short	Open	Short	Open
105	70	35	Short	Open	Short	Short
100	66.7	33.3	Short	Short	Open	Open
95	63.3	31.7	Short	Short	Open	Short
83.3	66.6	33.3	Short	Short	Short	Open
66.8	89.1	33.4	Short	Short	Short	Short



**JP9: Audio enable/disable jumper**

Use this jumper to enable or disable the audio system integrated on the mainboard.

Function	Jumper Cap
Enable audio	Short Pins 1-2
Disable audio	Short pins 2-3



**JP10: SPDIF output signal level jumper**

Use this 2-pin jumper to set an SPDIF output signal of 0.5V or 5V

Function	Jumper Cap
5 volts	Short pins 1-2
0.5 volts	Open pins 1-2



**PANEL1: Panel connectors for switches and indicators**

Use the panel connector to implement the switches and indicators on your system case.

Function	Pins
Speaker	1, 3, 5, +7
Power Indicator	+2, +4, 6
Keylock	+8, 10
Green Indicator	+13, 14
Hard Disk Indicator	+15, 16
Reset Switch	17, 18
Suspend Switch	19, 20
Power Switch	21, 22

