

AOpen FC-PGA-V

Item Checklist


Please check if your package is complete according to the following checklist.

- FC-PGA-V card x 1
- Retention blocks for Slot1 CPU retention mechanism x 2 sets

Installation Guide


Step 1

Install the Slot1 retention mechanism according to the instructions in your system or motherboard manufacture's manual.



Step2

1. Pull up the lever of the retention mechanism.
2. Place the Intel Socket 370 Series Processor into the CPU Socket, carefully matching the clipped-corner location of the processor to the socket.
3. Push down the lever of retention mechanism to hold the CPU firmly in place.
4. If desired, attach processor heatsink and/or heatsink/fan assembly per manufacture's instructions.




Note: Thermal grease may be required.

5. Note the location of the notch at card edge and align with rib in the Slot1 socket.
6. Align the FC-PGA-V card along the two edges of the retention mechanism, and insert slowly till the FC-PGA-V card meets the slot.
7. Push firmly to ensure the FC-PGA-V card is securely slotted into place.

Step3

1. Insert the two retention blocks into the retention mechanism as shown.
2. If applicable, connect your processor fan to it's power source.



Convertible Card

Jumper Setting

JP1 – 5

These Jumpers are used to set the CPU Core Voltage. Please see the reference table on board for details.

Vcore	JP1	JP2	JP3	JP4	JP5
AUTO	1-2	1-2	1-2	1-2	2-3
1.40V	NC	2-3	NC	NC	2-3
1.50V	NC	NC	2-3	NC	2-3
1.55V	2-3	NC	2-3	NC	2-3
1.60V	NC	2-3	2-3	NC	2-3
1.65V	2-3	2-3	2-3	NC	2-3
1.70V	NC	NC	NC	2-3	2-3
1.75V	2-3	NC	NC	2-3	2-3
1.80V	NC	2-3	NC	2-3	2-3
1.85V	2-3	2-3	NC	2-3	2-3
2.05V	2-3	2-3	2-3	2-3	2-3
2.1V	2-3	NC	NC	NC	NC
2.2V	NC	2-3	NC	NC	NC
2.3V	2-3	2-3	NC	NC	NC
2.4V	NC	NC	2-3	NC	NC

JP5/JP6

This jumper is reserved for selecting CPU Type °

CPU Type	JP5	JP6
Intel Celeron/P!!! FC-PGA	2-3	1-2
VIA Cyrix III (Joshua)	1-2	2-3

JP7

This jumper is for CPU Overclocking setting.



Auto-Detected CPU clock



Fix as 100 MHz

Requirement:

1. Slot1 motherboard with CPU Retention Mechanism.
2. BIOS, and motherboard that support Intel Celeron™ FC-PGA and P!!! FC-PGA/Socket 370 series processor.

Warning:

1. This product will not work with a socket7 processor.
2. You may need to upgrade your system BIOS to recognize your processor and you may need to change your system bus speed to match that support by your processor.
3. Consult with your system or motherboard manufacture's manual for related instructions.
4. Please visit our web site for more information: